

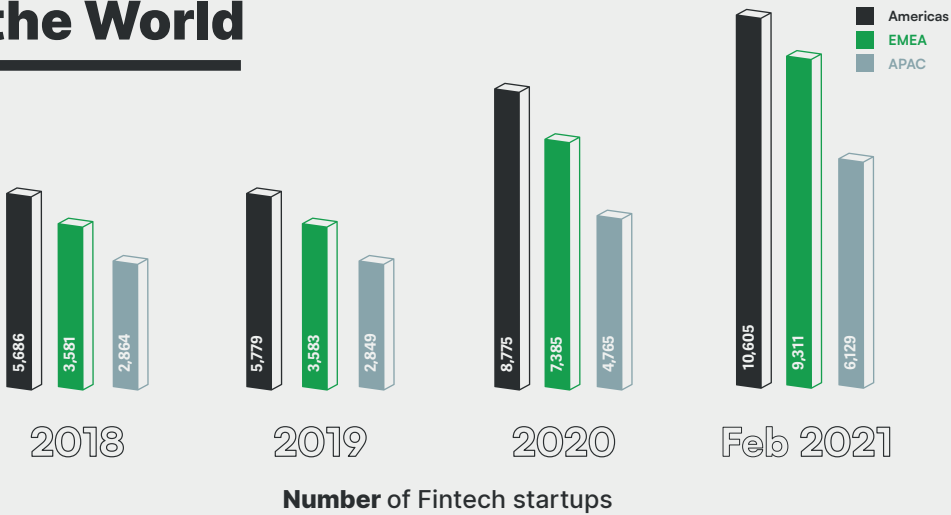
THE PROMISING WORLD OF FINTECH

Fintech Around the World

Source: Statista

Rise for
5 Years

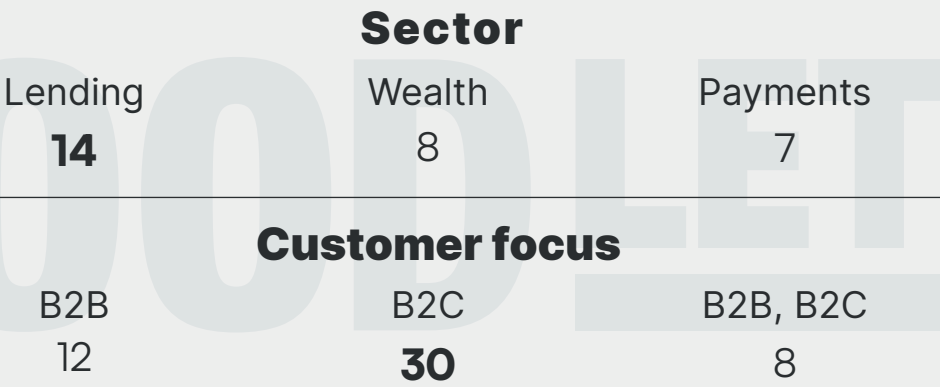
Numbers show an upward trajectory across markets, With **North America** leading the way in the number of fintech startups by year.



Distribution of top 50 Fintech companies

50

Source: finleap



Adoption of Fintech

Source: EY

64%

The rate of global adoption Of fintech products in **2020**

96%

Of consumers were aware of at least one payment fintech firm

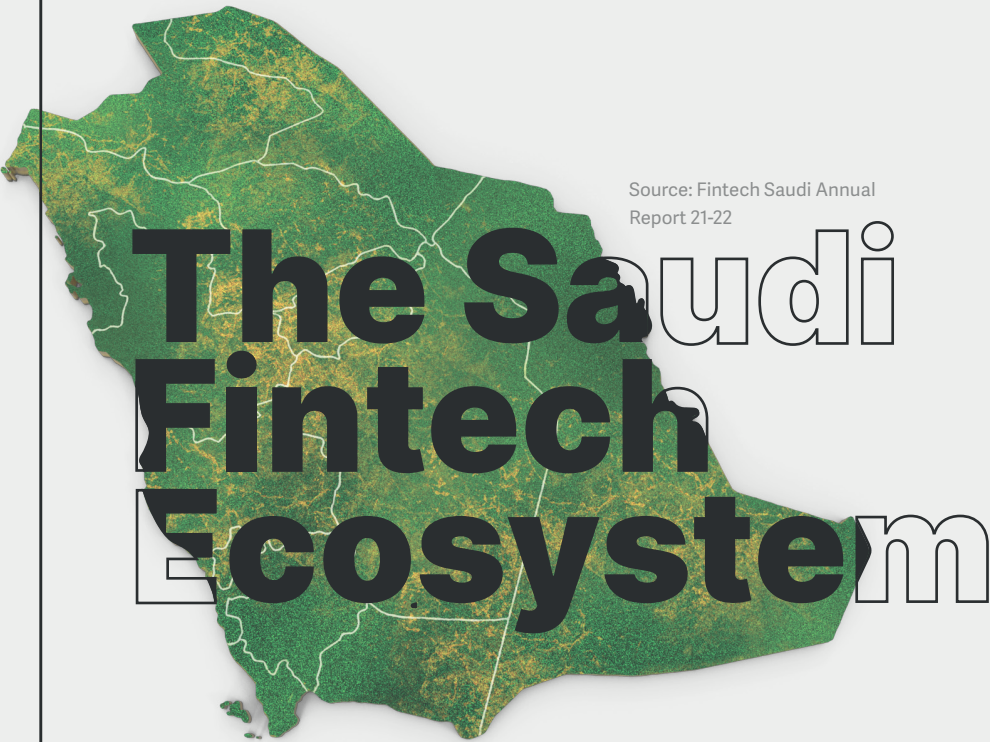
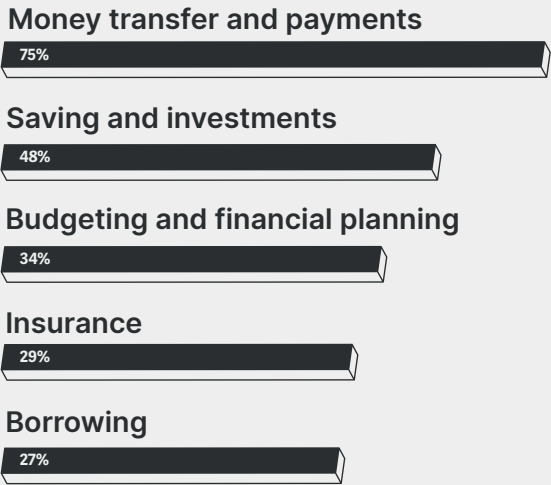
75%

Consumers use a money transfer & payment service.

48%

Use insurance services.

Fintech Categories Ranked by Adoption Rate



1 US Billion Invested in fintechs based in Saudi Arabia since 2018

Number of fintech in Saudi grows

2021 From **82** companies

2022 To **147** companies

Saudi Fintech companies by sector

32% Payments

29% Lending

12% Software solutions

- The fintech ecosystem initiatives in Saudi
- Fintech Saudi
 - Saudi Payments
 - Vision 2030
 - Project Aber
 - Saudi Data& Artificial Intelligence Authority